

Casco Industries

ALUMINUM CLAD DOUBLE HUNG

SIZING AND TECHNICAL DETAILS

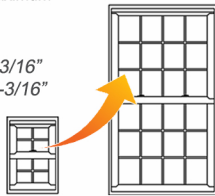
ALUMINUM CLAD DOUBLE HUNG standard sizes

rough opening dimension	1' 9-7/8"	2' 1-7/8"	2' 5-7/8"	2' 9-7/8"	3' 1-7/8"	3' 5-7/8"	3' 9-7/8"
unit dimension	1' 9-3/8" (21-3/8")	2' 1-3/8" (25-3/8")	2' 5-3/8" (29-3/8")	2' 9-3/8" (33-3/8")	3' 1-3/8" (37-3/8")	3' 5-3/8" (41-3/8")	3' 9-3/8" (45-3/8")

custom sizes

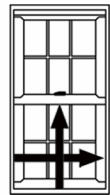
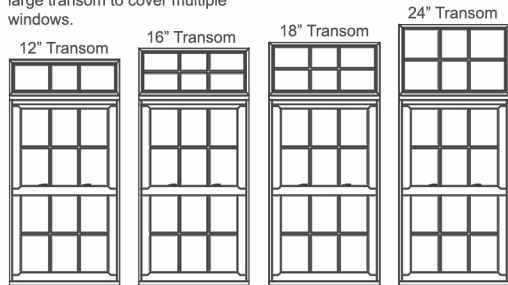
Windows are available in any size within a 1/16" of an inch between our minimum and maximum dimensions.

Width: Minimum 19-3/8" Maximum 45-3/8"
Height: Minimum 32-3/16" Maximum 80-3/16"



transom windows

Transom windows, a fixed window that is mounted on top of another window, allow additional light into a home. Windows can have single units over each window, or one large transom to cover multiple windows.



rough opening

Unit Width + 1/2" = Light Width
Unit Height + 13/16" = Light Height

clear/vent opening

Unit Width - 4.12" = C.O. Width
(Unit Height / 2) - 4.25" = C.O. Height

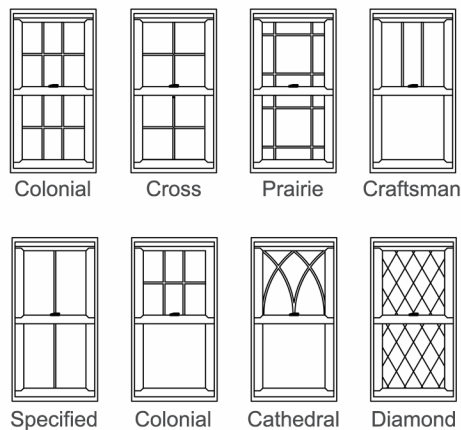
light opening

Unit Width - 6.36" = Light Width
Unit Height - 10.33" = Light Height

GRILLE DESIGN STYLES

grille sizes and types

Internal (between the glass) Grille Sizes:
5/8" or 13/16" Flat, 3/4" or 1" Contour
SDL (simulated divided lite) Grille Sizes:
7/8" or 1-1/4" Simulated Divided Lite



2'-9"	2' 8-3/16" (32-3/16")							
3'-5"	3' 4-3/16" (40-3/16")							
4'-1"	4' 0-3/16" (48-3/16")							
4'-9"	4' 8-3/16" (56-3/16")							
5'-5"	5' 4-3/16" (64-3/16")							
5'-9"	5' 8-3/16" (68-3/16")							
6'-1"	6' 0-3/16" (72-3/16")							
6'-9"	6' 8-3/16" (80-3/16")							

Call Out Width	Two Wide Unit Dimension	Three Wide Unit Dimension	Four Wide Unit Dimension	Five Wide Unit Dimension
16	3' 6-13/16" (42-13/16")	5' 4-1/4" (64-1/4")	7' 1-11/16" (85-11/16")	8' 11-1/8" (107-1/8")
20	4' 2-13/16" (50-13/16")	6' 4-1/4" (76-1/4")	8' 5-11/16" (101-11/16")	10' 7-1/8" (127-1/8")
24	4' 10-13/16" (58-13/16")	7' 4-1/4" (88-1/4")	9' 9-11/16" (117-11/16")	12' 3-1/8" (147-1/8")
28	5' 6-13/16" (66-13/16")	8' 4-1/4" (100-1/4")	11' 1-11/16" (133-11/16")	13' 11-1/8" (167-1/8")
32	6' 2-13/16" (74-13/16")	9' 4-1/4" (112-1/4")	12' 5-11/16" (149-11/16")	15' 7-1/8" (187-1/8")
36	6' 10-13/16" (82-13/16")	10' 4-1/4" (124-1/4")	13' 9-11/16" (165-11/16")	17' 3-1/8" (207-1/8")
40	7' 6-13/16" (90-13/16")	11' 4-1/4" (136-1/4")	15' 1-11/16" (181-11/16")	18' 11-1/8" (227-1/8")

measurement guide

A reference guide on how to measure for new windows is available on Casco's website here: www.cascoonline.com/measure

* Meet or exceed a clear opening of 5.7 sq.ft. with a clear opening width of 20" and a clear opening height of 24".