

ALUMINUM CLAD DOUBLE HUNG PICTURE WINDOW

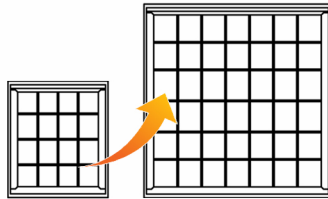
standard sizes

rough opening dimension	3' 5-7/8"	3' 11-7/8"	4' 5-7/8"	5' 5-7/8"	6' 5-7/8"
unit dimension	3' 5-3/8" (41-3/8")	3' 11-3/8" (47-3/8")	4' 5-3/8" (53-3/8")	5' 5-3/8" (65-3/8")	6' 5-3/8" (77-3/8")

custom sizes

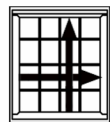
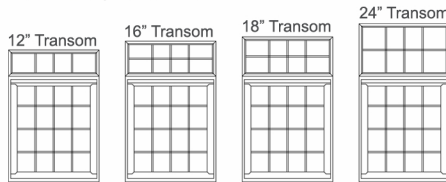
Windows are available in any size within a 1/16" of an inch between our minimum and maximum dimensions.

Width: Minimum 19-3/8" Maximum 77-3/8"
Height: Minimum 32-3/16" Maximum 80-3/16"



transom windows

Transom windows, a fixed window that is mounted on top of another window, allow additional light into a home. Windows can have single units over each window, or one large transom to cover multiple windows.



rough opening

Unit Width + 1/2" = Light Width
Unit Height + 13/16" = Light Height

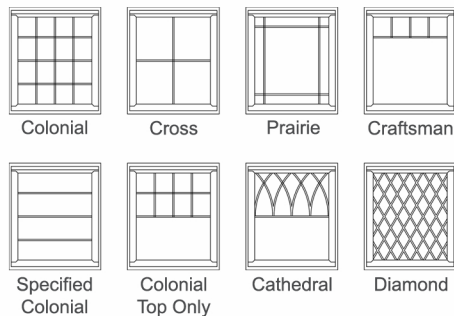
light opening

Unit Dimension - 6.36" = Light Width
Unit Height - 8.27" = Light Height

GRILLE DESIGN STYLES

grille sizes and types

Internal (between the glass) Grille Sizes:
5/8" or 13/16" Flat, 3/4" or 1" Contour
SDL (simulated divided lite) Grille Sizes:
7/8" or 1-1/4" Simulated Divided Lite



4' 1"	4' 0-3/16" (48-3/16")					
		CDHPW3440	CDHPW4040	CDHPW4640	CDHPW5840	CDHPW7040
4' 9"	4' 8-3/16" (56-3/16")					
		CDHPW3448	CDHPW4048	CDHPW4648	CDHPW5848	CDHPW7048
5' 5"	5' 4-3/16" (64-3/16")					
		CDHPW3456	CDHPW4056	CDHPW4656	CDHPW5856	CDHPW7056
5' 9"	5' 8-3/16" (68-3/16")					
		CDHPW3457	CDHPW4040	CDHPW4640	CDHPW5840	CDHPW7040
6' 1"	6' 0-3/16" (72-3/16")					
		CDHPW3464	CDHPW4040	CDHPW4640	CDHPW5840	CDHPW7040
6' 9"	6' 8-3/16" (80-3/16")					
		CDHPW3472	CDHPW4040	CDHPW4640	CDHPW5840	CDHPW7040

measurement guide

A reference guide on how to measure for new windows is available on Casco's website here: www.cascoonline.com/measure