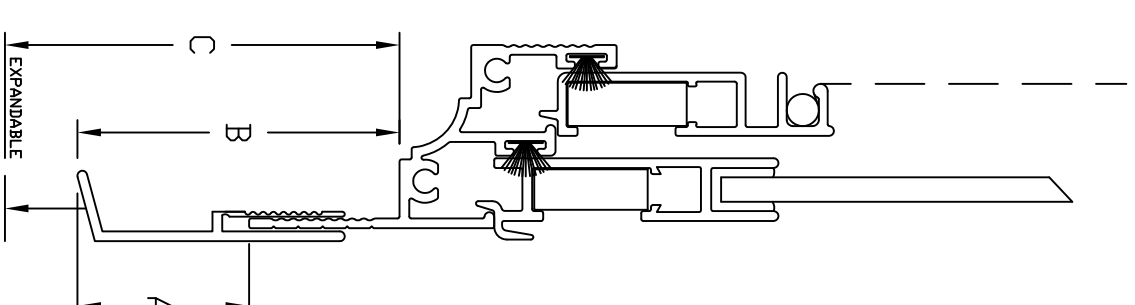
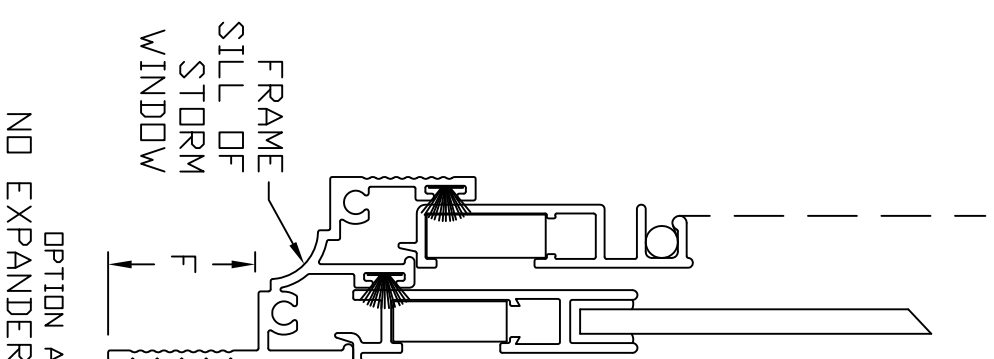


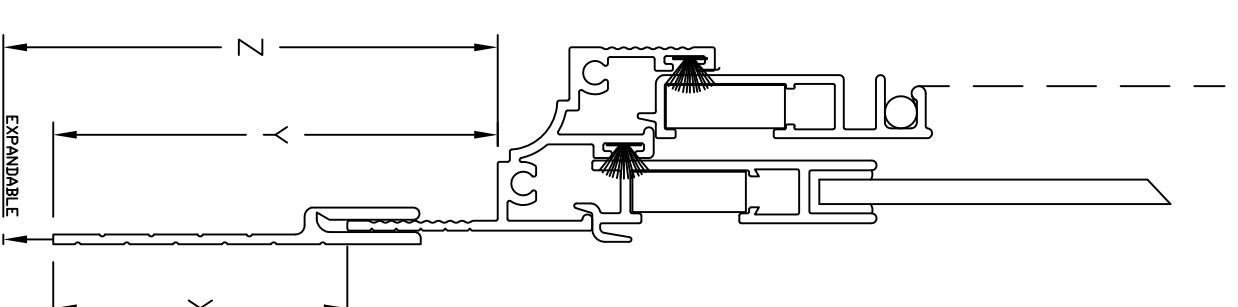
Casco Industries, Inc.

STORM WINDOW - EXPANDER DIMENSION CHART

WINDOW TYPE	FRAME TYPE	TYPE A EXPANDER			TYPE B EXPANDER			
		F	A	B	C	X	Y	Z
TWO TRACK D.H.	BLIND STOP	3/4"	7/8"	1-5/8"	2"	1-1/2"	2-1/4"	2-1/2"
TWO TRACK D.H.	OVERLAP	1-1/4"	7/8"	2-1/8"	2-1/2"	1-1/2"	2-3/4"	3-1/8"
THREE TRACK D.H.	BLIND STOP	1/2"	7/8"	1-3/8"	1-3/4"	1-1/2"	2"	2-3/8"
TWO TRACK SLIDER	BLIND STOP	3/4"	7/8"	1-5/8"	2"	1-1/2"	2-1/4"	2-1/2"
THREE TRACK SLIDER	BLIND STOP	1/2"	7/8"	1-3/8"	1-3/4"	1-1/2"	2"	2-3/8"
TWO TRACK DOUBLE END SLIDER	BLIND STOP	3/4"	7/8"	1-5/8"	2"	1-1/2"	2-1/4"	2-1/2"
PICTURE STORM	BLIND STOP	1/2"	7/8"	1-3/8"	1-3/4"	1-1/2"	2"	2-3/8"



OPTION B
TYPE A SILL EXPANDER



OPTION C
TYPE B SILL EXPANDER

DRAWING EXAMPLE: TWO TRACK DOUBLE HUNG - BLIND STOP MOUNT

NOTE: EXPANDERS, IF ADDED TO A STORM WINDOW, ARE INCLUDED WITHIN THE CUSTOMER SUPPLIED DIMENSIONS PROVIDED TO CASCO. CUSTOMERS SHOULD NOT DEDUCT FROM THEIR OPENING OR TIP TO TIP SIZES TO ACCOMMODATE FOR EXPANDERS IF NEEDED.

